

T.I. no.: 2017 - 21 Updated: -	Topic: Air pump hose
---	-----------------------------

Date: 16.10.2017
Affected machines: SC Soul
From serial number: 1739.../
As of date: -

Priority
High
Medium
X Low

Need for action
As soon as possible
On next visit to the machine
X FYI only

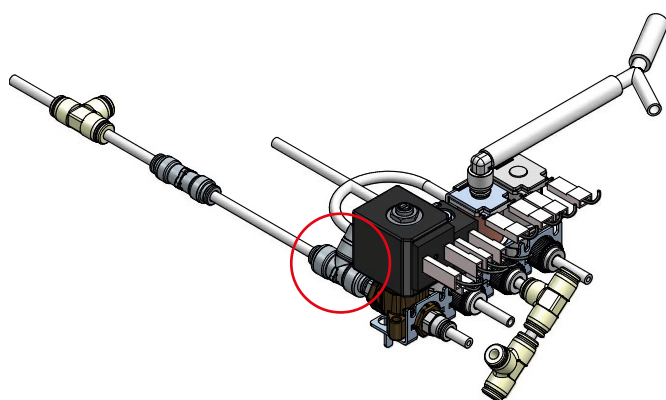
AIR PUMP HOSE

The hose length has been adjusted to prevent damage caused by movement of the grinder motor on the hose which leads to the T-non-return valve.

The non-return valve is offset by about 30 mm, the hose extended to 200 mm.

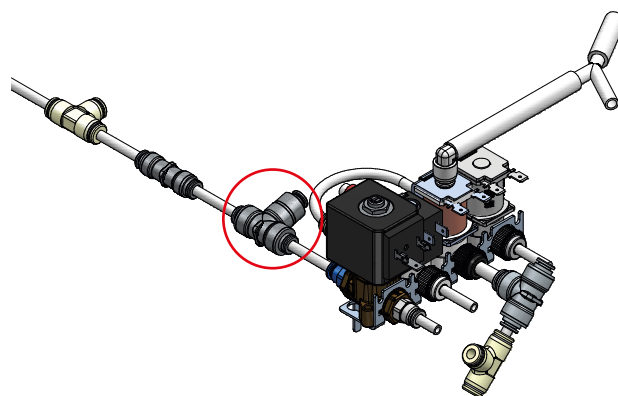
The changes are integrated starting with S.N. 1739.../.

Old position of non-return valve

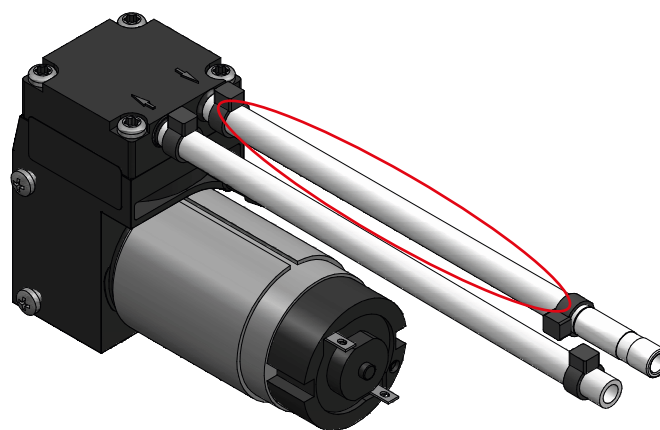
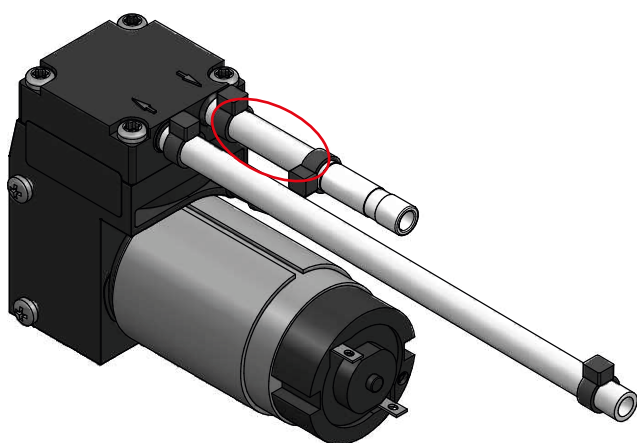


Old hose (85 mm)

New position of non-return valve



New hose (200 mm)



Retrofitting option

The following parts are needed to fix the problem in existing machines in the field.

- 060601 Elbow connection
- 063123 Hose (if the hose was damaged)
- Cable tie

Installing hose and elbow connection

- ▶ Remove the hose.
- ▶ Place elbow connection on the T-piece.
- ▶ Cut the new hose piece.
- ▶ Connect the hose to the elbow connection and air pump.
- ▶ Secure with cable ties.

