

T.I. no.: 2021 - 24 Updated: -	Topic: New brewer motor bracket (New kit)
---	--

Date: 30.08.2021	Priority	Need for action
Affected machines: SCS / SOUL	High	As soon as possible
From serial number: -	Medium	On next visit to the machine
As of date: -	x Low	x FYI only

ADVICE FOR TECHNICIANS

With this technical information, we would like to inform you as a precaution which changes are to be made if you notice problems with the brewing motor bracket. If there are no problems in the field, no change is required.

If the brewing motor detaches, the insulating hose can 065259 be used for repair.


BREWER MOTOR FIXATION

From CW03/2020 a new brewer motor bracket has been introduced:

For recognition see article number on the polycarbonate part:


- Previous article number (1)
- New article number (2).

Until ±CW52/2019: 33.2634.9000 > reworked to 079742 for use in the Soul




The new bracket 079112 has the following advantages:

- Substantially stronger reinforcements around the motor.
- Brewer motor can be removed (from the top) while the bracket remains in place.



Currently a separate angled metal support is placed under the brewer motor (3).

Without this metal support it is possible that, when placing the brewer back into the machine, the motor is tilted making this process impossible.



Delivery content

Modification is possible. Kit 100233 contains the following parts:

- 079112 (brewer motor bracket)
- 067939 (metal support) + 069986 (double sided sticky tape; 1 pc for ± 5 x 067939)
- 079271 (ventilator bracket)
- 079273 (rubber suspension > a must in combination with the 079112)

The following part is not included into kit 100233:

- 065259 (isolation sleeve); 110 mm


Placement of isolation sleeve

Between October 15, 2020 and November 2nd, 2020 an isolation sleeve has been placed over the metal clamp 33.2635.9000.

The Feedback from the field informed about the possibility that the fixation of the motor can become too loose over time.

This will result in the brewer motor to be pushed upwards while trying to place the brewing unit back after removal.

The issue can potentially happen with machines produced between Jan 13th, 2020 and Oct 14, 2020.



The solution is to place 110 mm of isolation sleeve 065259 over the metal clamp 33.2635.9000 as can be viewed in the picture. This solution has been implemented in the production of all machines from October 15th, 2020.

The modification is valid for the original Soul as well as SOUL 10 / 12.

From approximately Nov 2nd, 2020, a modified brewer motor bracket was introduced in production resulting in enough tension on the spring without isolation sleeve.