

<b>T.I. no.:</b> 2022-12 <b>Updated:</b> -	<b>Topic:</b> SCClub Software Version 2.3.2
---	---

<b>Date:</b> 12.04.2022	<b>Priority</b>	<b>Need for action</b>
<b>Affected machines:</b> SCClub	High	As soon as possible
<b>From serial number:</b> -	X Medium	X On next visit to the machine
<b>As of date:</b> Immediately	Low	FYI only

Below please find the documentation concerning the changes compared to software serial version 2.2.3. The new software version has been introduced in series in the meantime.

**Notice on software release 2.2.3**

The software version is released with the following restriction.

For SCClub machines which are operated in the following combination (all 4 conditions fulfilled), the update to version 2.2.3 must **not** be carried out:

**Accounting (active) > Tap&Go (active) > PostSelection (active) > SML (active)**

This restriction has been removed with software version 2.3.2.

**Technician info**

The new software has been put to the test in the course of extensive internal approval tests.

Should problems nevertheless occur, we ask you to make a data backup on the USB stick, copy it into an email and send it together with a meaningful description of the problem to Schaeerer AG (**MSAG\_Tech-Support-INT@schaerer.com**).

**During approval testing the following update tests have been carried out successfully:**

SCClub | all variants | from version V1.9.5, V2.0.3, V2.2.3 | to version V2.3.2

**Update power stage version:**

If the error 9883 is shown during the update, then the power stage version has not yet been transferred. In this case the firmware update of the power stage must be mandatorily performed manually.

**Menu Service > Service routines > Firmware update power stage**

## IMPROVEMENT

### Optimisation

- Screensaver active, for machines in self-service operation with pending error messages
- Version display in the info menu (gz file)
- 5-digit counter display in accounting menu
- Prevention of possible memory overload
- Message 9936 added
- Operation with accounting system – Switch from „All free of charge“ to accounting operation
- Accounting – Deletion of a remaining credit with value tokens

## OPTIMIERUNGEN

### Screensaver active for machines in self-service operation with pending error messages

With the previous software versions, with machines in self-service mode, a currently running screensaver was interrupted by an occurring error and the beverage screen was displayed with the warning symbol. For an end customer (in self-service), this display offers no added value in case of an error, so this behaviour has been changed with the new software version.

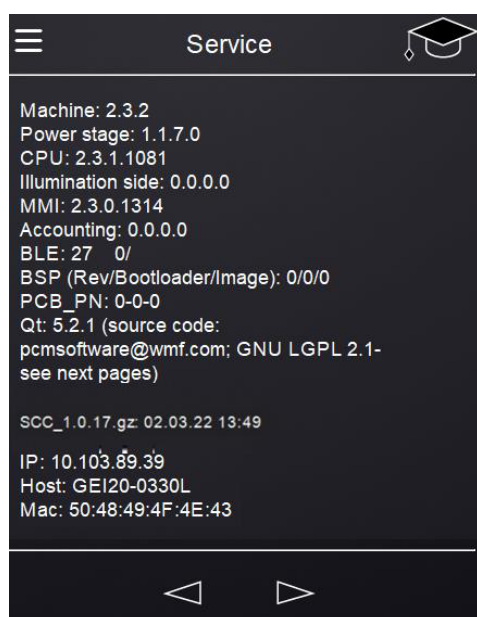
An error message does not interrupt the screensaver any more, the error message is visible by the warning symbol in the upper right display corner.

In order to visualise the upcoming error, the option can still be used to inform the shop staff of an error message by a blinking light.

#### System > Display and illumination > Illumination > Event message

If the self-service mode is not active, an error message will still interrupt the screensaver.

### Version display in the info menu (gz file)



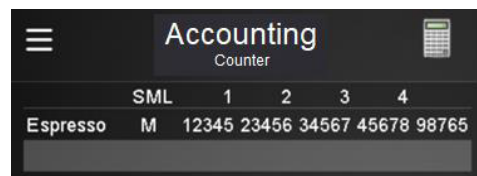
If machines in the field are operated with special "gz files" (upload via language), so far the "gz file" used or the version could not be requested via the info menu.

With the new version, it can now be found out in the info menu whether a machine is operated with a "gz file" and the version of the "gz file" can be seen.

Information: "gz files" are customer-specific files which can be individually loaded onto the machine via the function "Load language".

This could be, for example, a file (gz file) in order to get an independent operating layout for major customers, separate from Schaeerer Ltd.

### 5-digit counter display in accounting menu



From the field, it was reported to us that if the counter values in the accounting menu under counters are in the 5-digit range, they can no longer be displayed completely.

By changing the font size, it was possible to display a full 5-digit counter reading completely, even if the service PIN was entered previously and thus the 5th counter value (total counter) is also displayed.

#### Accounting > Counter

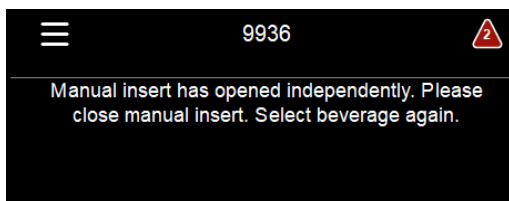
## Prevention of possible memory overload

In very rare cases, it was possible for machines with the previous software version, in connection with a telemetry module, that the internal machine memory was overloaded. The result of this overload was a complete data loss.

Affected machines indicated upon restart that a spare front panel with serial number 100 was detected. An exchange of the front panels was not required, however, affected machines had to be reprogrammed from the beginning.

With the new software version, an overload of the internal memory is avoided

## Message 9936 added



If during a warm rinse or system cleaning the manual insert was opened by accident, only the error number 936 was displayed to the operator without any further error description or handling instructions.

With the new software version, this has been corrected and the information text for error number 936 is also displayed.

## Operation with accounting system – Switch from „All free of charge“ to accounting operation

If in earlier software versions "All free of charge" was switched back to accounting mode, at first no prices for the beverages were displayed, but still "Free of charge". However, accounting was active and no beverage could be dispensed without payment. After a beverage was dispensed, the prices were displayed correctly again.

Moreover, it could happen that the first beverage was not dispensed after deactivating the "All free of charge" function - in these cases, the credit remained and when the beverage was selected again, it was then dispensed correctly.

With software version 2.3.2, this behaviour has been corrected.

## Accounting – Deletion of a remaining credit with value tokens

With previous software versions, a remaining credit was not deleted when value tokens were used.

With the new software version, the remaining credit of the value token is deleted after expiry of the set "Timeout remaining change".

### Accounting > Vending machines > Vending options > Timeout remaining change

With the timeout remaining change setting "99sec", a remaining credit is not deleted.

The handling of a remaining credit is therefore always the same, independent of the use of coins or tokens.

## Service Contact

### Global Technical Support Team

GBU Professional Coffee Machines

- > Support Hotline: +41 32 681 62 75 (10:00-11:30 CET/ 15:00-16:30 CET)
- > Support E-Mail: technical-support@schaerer.com