

T.I. No.: 2022-16 Updated: -	Topic: Schaerer Barista - Software-Version 2.6.2
----------------------------------------	---------------------------------------------------------

Date: 02.07.2022	Priority	Need for action
Affected machines: Schaerer Barista	High	As soon as possible
From serial number: -	X Medium	X On next visit to the machine
As of date: immediately	Low	FYI

SOFTWARE UPDATE INFORMATION

With the new software update V2.6.2 bugs were eliminated, the software optimized and replaces the software version V2.4.3.

New Features

- Menu REST Client

Optimisations

- New error codes at machines with electric grinding degree setting
- Electric grinding degree setting available in component test
- Prevention of a possible memory overload and the error message 9632
- „Last brewing“ of the brewing group on the right visible again in info menu
- Error during pressure reduction routine corrected
- Factory recipe for hot water
- Error in cleaning routine for AutoSteam corrected
- Optimisations for machines with AutoSteam pre-selection

Information

The new software has been put to the test in the course of extensive internal approval tests.

Update power stage version:

During the power stage update, it may happen that the display remains in the beans picture for about 15 seconds before the machine restarts automatically.

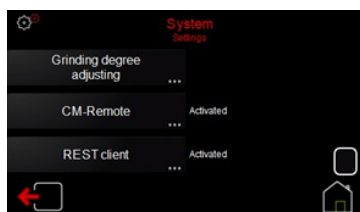
If the error 9883 is shown during the update, then the power stage version has not yet been transferred.

In this case the firmware update of the power stage must be mandatorily performed manually.

Menu Service > Service routines > Firmware update power stage

NEW FEATURES

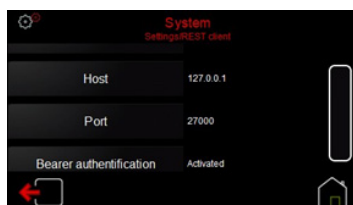
Menu REST Client



In connection with the requirement of several major customers to connect a Schaerer coffee machine to a third-party system (e.g. separate accounting system) via a network cable, the menu **REST Client** was created in the system menu under **Settings**.

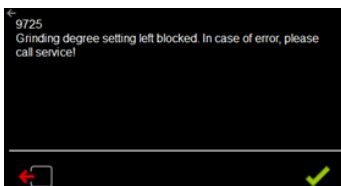
Via this menu, the operator can then make the specific and customer-specific settings to establish communication with the third-party system.

Concerning further questions and details about these functions, please contact the PCM Digital team of Schaerer AG via your sales contact.



OPTIMISATIONS

New error codes at machines with electric grinding degree setting

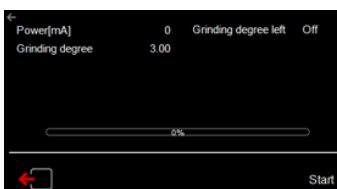


In order to protect the setting motor of machines with electric grinding degree setting, the current consumption is measured during the movement.

If the current consumption is too high, it is assumed that the grinding degree setting is blocked, the movement is stopped and an error message is displayed.

If the error message is displayed repeatedly, the electric grinding degree setting must be checked and replaced if necessary. **Error code: 9725 & 9726**

Electric grinding degree setting available in component test



The menu component test has been extended by the electric grinding degree setting right and left.

Via "Start", the grinding degree setting can be started. Here, the grinding degree is set coarser by ½ step and the current power consumption is displayed.

When leaving the component test, the previous grinding degree is automatically set again.

Service > Component test > Grinding degree > Grinding degree ri./le.

Prevention of a possible memory overload and the error message 9632

In extremely rare cases, machines could overload their "internal machine memory". The consequence of this overload was a complete data loss.

Affected machines indicated during restart that a spare front panel with serial number 100 was detected. An exchange of the front panels was not necessary in this case, however, affected machines had to be reprogrammed from the beginning.

In addition to the memory overload described above, after the release of software versions 2.3.1, 2.4.2 and 2.4.3, we received reports that machines displayed error message 9632 - error during saving the database. In a few cases, the error could only be solved by exchanging the plug-in board with SD card.

This error could be traced back to an overload of the "log memory".

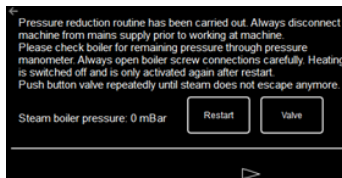
With the new software version, an overload of the "internal" and the "log memory" is avoided.

„Last brewing“ of the brewing group on the right visible again in info menu

After the release of software version 2.4.3, the "Last brewing" of the brewing group on the right was not displayed in the info menu "Last brewing".

Info > Last brewing

Error during pressure reduction routine corrected



So far, the steam valve was closed again at the end of the pressure reduction routine after the steam pressure had been reduced.

With the new software version the steam boiler vent valve remains open until the coffee machine is switched off. This prevents an unwanted pressure build-up due to the boiler insulation and the remaining heat in the boiler.

Service > Service routines > Pressure reduction steam boiler

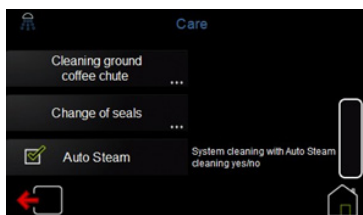
Factory recipe for hot water



From the field it was reported to us that with software version 2.4.2 or 2.4.3 the factory recipes for hot water could not be loaded in the beverage menu.

Instead of the hot water factory recipes, only the milk/milk foam recipes were displayed which are used at this point in the case of machines with 2x AutoSteam.

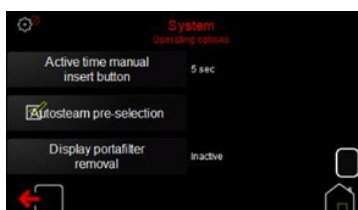
Error in cleaning routine for AutoSteam corrected



The cleaning routine introduced with software version 2.4.2 resp. 2.4.3 for AutoSteam has been improved.

If "AutoSteam" was checked in the care menu up to now, before the start of the machine cleaning there was no query "Switch off after cleaning - YES/NO" and the machine started automatically at the end of the cleaning process and was afterwards ready for operation again. Also, the AutoSteam specific cleaning steps and animations were not displayed for machines with only one AutoSteam (standard machines).

Optimisation for machines with AutoSteam pre-selection



For machines which are operated with 2 x AutoSteam and activated „AutoSteam pre-selection“ the pre-selected AutoSteam milk/milk foam beverage was only dispensed if no "Empty portafilter" event was due at a brewing group.

In case of a pending event „Empty portafilter“ the „pre-selected“ AutoSteam dispensing did not start.

After having emptied the portafilter, it was displayed „Continue with next beverage YES / NO“, however, dispensing of the pre-selected AutoSteam beverage was started WITHOUT waiting for an entry.

System > Operating options > AutoSteam pre-selection

Also, the SteamJet function (cup preheating) could not be deactivated in the system menu.

After deactivation, the button was hidden in the display, however, if hot water was dispensed once, the SteamJet symbol was activated again in the display.

With the new software version the display message „Continue with next beverage“ was removed and the pre-selected AutoSteam beverage starts automatically independent of the event „Empty portafilter“.

The SteamJet remains permanently deactivated.