

T.I. no.: 2023-01 Updated: -	Topic: SCClub Software Version 2.4.2
---	---

Date: 25.01.2023	Priority	Need for action
Affected machines: SCClub	High	As soon as possible
From serial number: -	X Medium	X On next visit to the machine
As of date: Immediately	Low	FYI only

Below please find the documentation concerning the changes compared to software serial version 2.3.2. The new software version has been introduced in series in the meantime.

Technician info

The new software has been put to the test in the course of extensive internal approval tests.

Should problems nevertheless occur, please make a data backup and send it to Schaerer AG together with a meaningful description of the problem.

During approval testing the following update tests have been carried out successfully:

SCClub | all variants | from version V2.0.3, V2.2.3, V2.3.2 | to version V2.4.2

Update power stage version:

If the error 9883 is shown during the update, then the power stage version has not yet been transferred. In this case the firmware update of the power stage must be mandatorily performed manually.

Menu Service > Service routines > Firmware update power stage

IMPROVEMENT

Optimisation

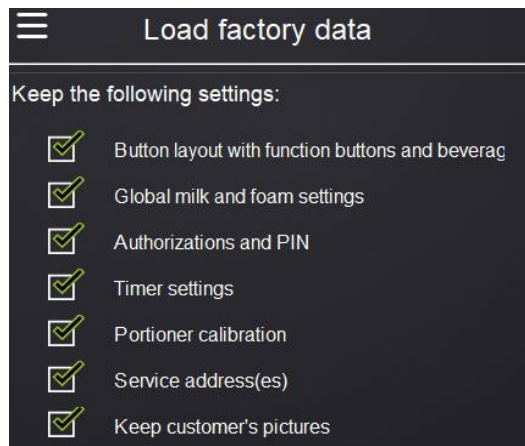
- Changed standard values for machines with in-house manufactured grinding discs
- Display of selected beverage size in progress display
- Adjustment of display duration / change frequency of images and videos
- Saving of timer settings
- Error corrected in recipe „Americano sequential“
- Error corrected with PostSelection (display mode – one-page)
- Data backup with set language „Japanese“ possible again

OPTIMISATION

Changed standard values for machines with in-house manufactured grinding discs

The grinding discs on the SCClub have been changed from Itamill to grinding discs manufactured in-house.

Due to the higher charge capacity of the grinding discs the software standard parameters had to be adjusted. These new standard values are firmly saved in the factory data and thus have an effect on the function „Factory -> Service/Customer“.



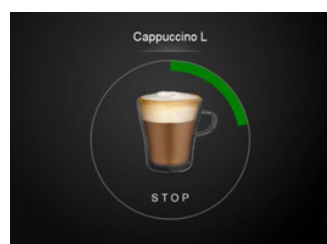
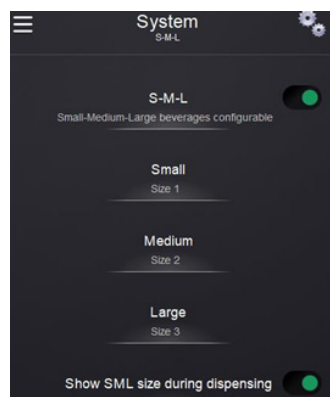
Advice for Technicians

If the portioner calibration data (Pic. 1) is not kept (deactivated) during loading the factory data, it is generally recommended to carry out a portioner calibration after the upload of the factory data.

This is even more important due to the use of different grinding discs in the field, as otherwise the charge capacities of the grinder may differ considerably.

Service > calibration **Service routines >** **Portioner**

Display of selected beverage size in progress display



With the new software version the selected beverage size can now also be displayed in the progress display – if SML option is active.

System > S-M-L > show SML size during dispensing

The displayed texts for the beverage sizes correspond to the names entered in the menu System > S-M-L > Small / Medium / Large.

Adjustment of display duration / change frequency of images and videos

With the new software version the following new setting options will be available:

System > Display and Illumination > Screensaver > Start after

- > Duration until the screen saver is started after the last push of a button

System > Display and Illumination > Screensaver > Change frequency

- > Change frequency of images for the screen saver

System > Display and Illumination > Dispensing animation

- > Display duration of images during beverage dispensing

The setting options are only active if images or videos are available for the screensaver resp. for the dispensing animation on a USB stick or have been uploaded by telemetry onto the machine.

Saving of timer settings

From the field the following misbehaviour was reported:

If an existing timer setting (button layout) was changed and you wanted to save the changes, the machine carried out a restart and the previously performed changes were not saved.

This error has been corrected.

Error corrected in recipe „Americano sequential“

With the recipe „Americano Sequential“ during beverage dispensing only the coffee part was dispensed after software update to version 2.2.3, however, the additionally required hot water part via the central hot water spout was not dispensed.

This error has been corrected.

Advice for Technicians

The recipe „Americano Sequential“ (factory recipe no. 120 / 164) is only available for machines with the option AutoSteam or for 1-boiler machines, as the hot water outlet is in this case fitted centrally at the spout.

Error corrected with PostSelection (display mode – one-page)

After a software update to version 2.3.2 and the use of PostSelection in one-page mode the standard grinder saved in the factory recipe was always used for coffee dispensing, independent of the grinder selected during PostSelection.

In case of PostSelection and display in multi-page mode the error did not occur. This error in the one-page mode has been corrected.

Data backup with set language „Japanese“ possible again

From Japan, it was reported that when the machine is configured to Japanese language and someone tries to carry out a data backup of the machine, the machine terminates the data backup before the end without performing the automatic reboot. Then the machine had to be switched off manually and then on again, the data backup itself was saved on the USB stick.

This behaviour was only found in connection with the Japanese language. The error has been corrected.

Service Contact

Global Technical Support Team

GBU Professional Coffee Machines

- > Support Hotline: +41 32 681 62 75 (10:00-11:30 CET/ 15:00-16:30 CET)
- > Support E-Mail: technical-support@schaerer.com